







**Concept: Environmental Change Big question: "How is our environment changing, and how can we help protect the future of our part of Wales?"**

Context focus		Essential Questions			
What changes can we see around us?		What do we like about being outdoors? What is growing and changing outside? How can we look after our plants?		What helps things grow? How can we keep our outdoor area tidy?	
H&WB 	LLC 	Humanities 	M&N 	Sci&Tech 	Expressive Arts 
Why am I learning this?					
<p><b>To help me to:</b> Develop positive relationships Build confidence and independence Understand how to keep environments safe and tidy Recognise and express emotions. Develop physical competence and confidence. Develop movement skills and coordination Experience and enjoy wellbeing through play</p>	<p><b>To help me to:</b> Develop and extend my vocabulary Listen and respond to others. Begin to use Welsh and English in play. Listen to stories and recall events Use talk to share ideas and experiences Develop confidence in storytelling Develop fine motor control. Use language to sequence events Understand that written words carry meaning</p>	<p><b>To help me to:</b> Develop a sense of belonging and responsibility Understand how people care for shared environments Begin to recognise why rules and routines are important. Recognise familiar places and spaces Develop a sense of place and belonging Begin to understand simple maps and representations Explore how human actions affect places</p>	<p><b>To help me to:</b> Sort and classify objects Use mathematical language Recognise similarities and differences Explore quantity and comparison Develop early measuring skills Use everyday language to describe size and amount Count objects accurately Recognise numbers Compare and order lengths Recognise and create patterns</p>	<p><b>To help me to:</b> Observe living things closely Use simple descriptive language Develop curiosity about nature and living things Explore natural phenomena such as weather Begin to compare quantities and amounts Understand that living things grow and change Observe change over time Develop care and respect for living organisms</p>	<p><b>To help me to:</b> Use imagination and role play to express ideas Explore real-life experiences creatively Communicate feelings and ideas through play Explore and respond to sounds Experiment with music and instruments Explore materials and tools creatively Explore music and rhythm Use imagination and storytelling</p>
My learning experiences					

<p>Carry out a Teamwork Tidy-up with Litter Picking Superheroes to help look after the environment.</p> <p>Outdoor Picnic &amp; Feelings Circle Sit outside and talk about how being outdoors makes our bodies feel. Use emotion stones to help children express themselves.</p> <p>Active Play Choices – Bikes, running space, climbing equipment to explore physical preference</p> <p>Superworm Movement Games (Health &amp; Well-being) "Stretch like Superworm!", "Wiggle through tunnels".</p>	<p>Outdoor Vocabulary Hunt – Introduce new words (rough, smooth, windy, shady) and Welsh vocabulary (haul, glaw, gwynt).</p> <p>Read and Retell the story of Superworm using props to act out Superworm's adventures</p> <p>Superworm "Wiggly Writing" Early mark making draw long, wiggly, twisty "Superworm shapes" on large paper or outdoors with chalk.</p> <p>Create simple sentence starters: "Superworm is..." "Superworm can..." "Superworm likes..."</p> <p>Make Instruction Cards – Simple picture-based steps for watering, planting, or tidying.</p> <p>Label Areas create signs (e.g., "Watering Cans", "Mud Kitchen Tools").</p>	<p>Helping Hands Take on different roles and responsibilities sweeping leaves watering plants collecting fallen sticks tidying the mud kitchen. Discuss why these jobs help the environment.</p> <p>"My Favourite Outdoor Place" Map – Children choose a favourite spot in the outdoor area and mark it on a simple map</p> <p>Litter Detectives – Explore why litter harms the environment and how we can look after our shared space</p> <p>Sorting Station – Sorting materials into recycling, compost, or rubbish.</p>	<p>Categorising &amp; Sorting Objects – Leaves, sticks, stones into different baskets to develop sorting skills.</p> <p>Soil Sensory Tray Comparing sizes, quantities, textures.</p> <p>Superworm Counting Garden Roll dice and add the number of 'worms' (pipe cleaners) to the small tray garden..</p> <p>Compare different "worms" made from: ribbon wool pipe cleaners playdough sticks. Can you put them in order? : Use blocks or cubes to measure each "worm."</p> <p>Create patterns using: coloured beads on pipe cleaner worms</p>	<p>Garden Detectives- Provide magnifying glasses to look closely at plants, insects, buds, and soil. Look for worms.</p> <p>Encourage children to describe what they see: <i>tiny, long, green, soft, hard.</i></p> <p>Rain Collector Investigation – Use different containers to see how much rain falls</p> <p>.Plant Growth Stations – observe differences between seeds planted in different spaces (sun, shade, indoors).</p> <p>Create a Wormery Layer soil and sand to watch how worms help the soil.</p>	<p>Plant Care Role Play Set up a "Garden Centre" with pots, soil, pretend seeds, labels. Children practise planting and caring for pretend plants.</p> <p>Nature Sound Hunt Children listen for birds, wind, rustling leaves, distant cars. Use instruments to recreate the sounds.</p> <p>Make Your Own Plant Pots – Reuse yoghurt pots or cardboard tubes to plant seeds.</p> <p>Growing Songs &amp; Rhymes – Action songs about seeds, sun, rain.</p> <p>Create worms using playdough, pipe cleaners, wool, or clay. "Tell me about your Superworm." "What adventure does he go on?"</p>
--	---	--	--	--	---

**Suggested novels: Superworm, The Tiny Seed,**

**Suggested Launch: Go on a bug hunt - what can we find living in our school grounds.**

**Suggested Landing**

**Pupil voice opportunities** Children found a large stick and sat on it last term and said it was "Room on the Broom" So 1st wk back this is what we are covering with team work at the forefront and looking after things. Summer term 1